

ADARSH GYANODAYA VIDYALAYA

BARH (PATNA)

तमसो माँ ज्योतिर्गमय

THEME
OCEAN EXPLORER



SUMMER HOLIDAY
FUN BOOK

Session: 2026-27

Name: _____

Class: _____

PRE-NURSERY



Welcome Little Explorers!




Dear Parents,

Our tiny tots are just beginning their learning journey! This summer, let them dive into the **Ocean of Fun**.

For Pre-Nursery, learning is all about **play, sensory experiences, and developing motor skills**. Please do not force them to hold pencils perfectly yet. Let them enjoy the process!

Golden Rules for Parents:

- Provide **THICK, JUMBO** crayons for easy gripping.
- Scribbling outside the lines is perfectly normal and encouraged!
- Do the craft and water play activities *together*. It's about bonding.
- Praise every little effort they make. Make it a joyful experience!



Teacher's Signature: _____

Date: _____




 Competency: Free Hand Movement & Pencil Grip

Make the Ocean Waves!

Give your child a BLUE jumbo crayon and let them scribble freely to make water for the octopus!

Scribble Here!



Scribble Here!

Teacher's Signature: _____

Date: _____



 **Competency: Standing Lines (Top to Bottom)**

Rain in the Ocean!

Help the rain fall into the sea. Trace the lines going DOWN.








Competency: Sleeping Lines (Left to Right)

Fish swim to the Coral!

Trace the line from left to right to help the fish.






 Competency: Colour Recognition (Primary Colour - Blue)

BIG BLUE WHALE!

Take your BLUE crayon and colour the Whale.



BLUE



Competency: Colour Recognition (Primary Colour - Yellow)

YELLOW STARFISH!

Take your YELLOW crayon and colour the Starfish.

YELLOW



Teacher's Signature: _____

Date: _____




Competency: Size Discrimination (Big vs. Small)

Big Turtle, Small Turtle!

Point to the **BIG** Turtle. Use a crayon to circle it!



Small




BIG




 Competency: Shape Recognition (Circle) & Tracing

Circle Bubbles!

Trace the dotted lines to make round bubbles for the fish!



C I R C L E










 **Competency: Visual Matching (Identical Objects)**

Find my Friend!

Draw a thick line to match the animals that look exactly the same.






 **Competency: Pincer Grasp (Tearing) & Pasting**

Submarine in the Sea!

Parent Instruction:

Give your child blue paper (or old newspaper). Let them tear it into big pieces. Apply glue inside the water area below and let them paste the "water" around the submarine!



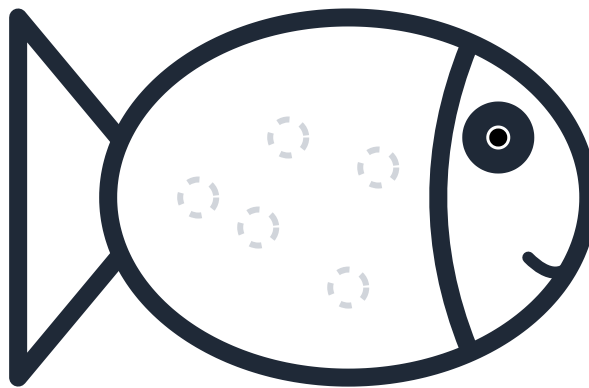


 **Competency: Sensory Exploration & Finger Isolation**

Fishy Scales!

Parent Instruction:

Dip your child's thumb in child-safe paint (red, yellow, or orange) and press it inside the fish's body to make colourful scales.



Thumb Prints Here! 



Competency: Listening Comprehension & Pointing

Point and Say!


Parents: Ask "Where is the [Animal]?" Child points to it!




Crab



Starfish



Turtle



Fish



Whale



 Competency: Rote Counting (1, 2) & Pointing

One and Two!

Parents: Touch the items with your child and count aloud: "One... Two!"

1



ONE Shell

2



TWO Fish




Competency: Self-Awareness & Body Parts

Where are my Eyes? 👁️👁️

Parents: Point to the crab's body part, then ask the child to point to their own!

EYES 👁️👁️



MOUTH 🗨️

LEGS 🦵





 **Competency: Dough Moulding & Hand Muscle Strength**

Playdough Ocean!

Parent Instruction:

Make soft dough using flour (Atta/Maida) at home. Ask your child to roll small dough balls and place them on the empty circles to feed the fish!

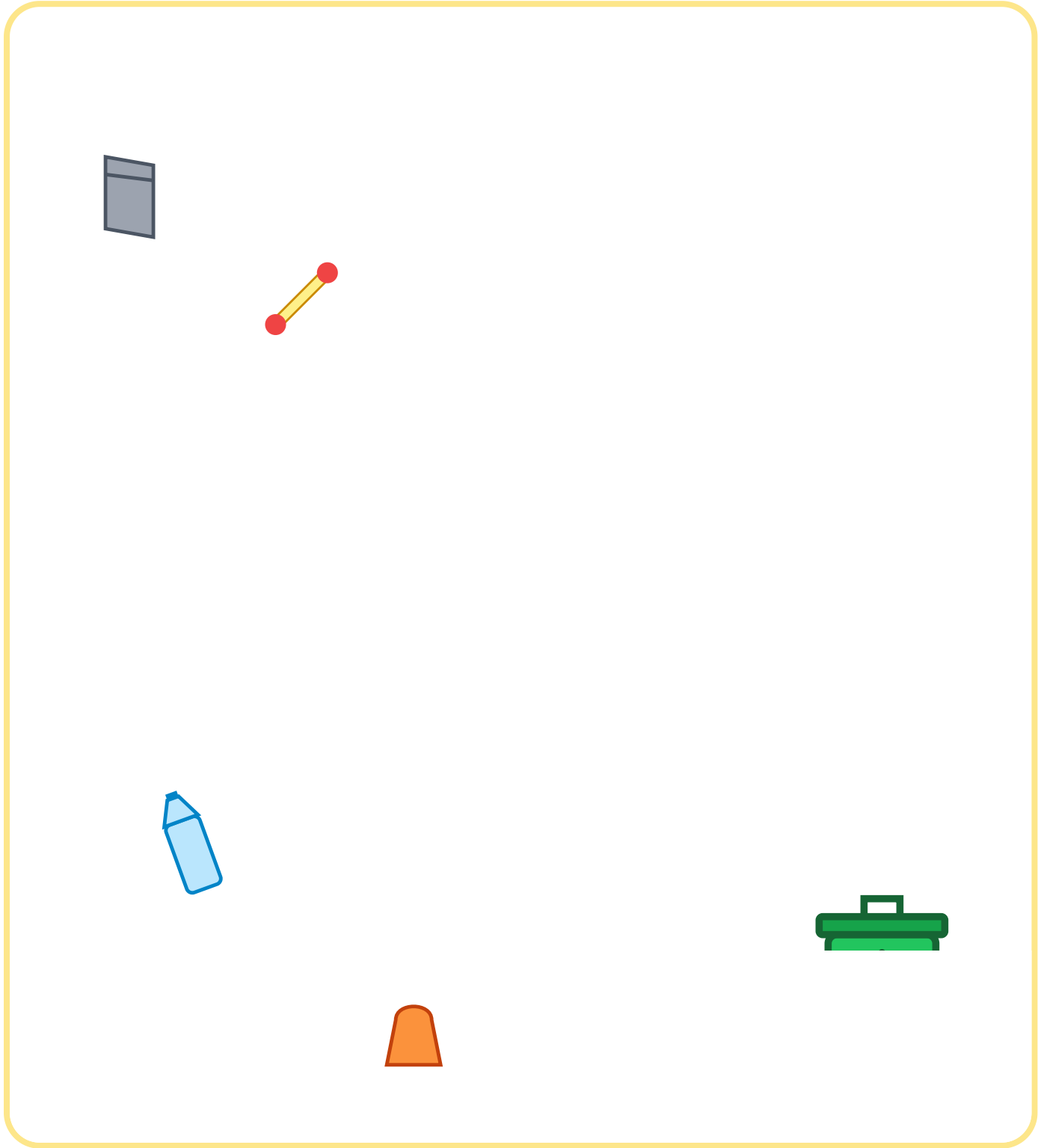




 **Competency: Cleanliness & Basic Sorting**

Clean the Beach!

Draw a line from the trash to the Dustbin to keep the ocean clean.



Teacher's Signature: _____

Date: _____



 Competency: Sensory Observation & Parent-Child Bonding

Sink or Float?

Water Play at Home!

Parents, fill a small tub with water. Give your child a plastic toy and a metal spoon. Let them drop both in the water and watch what happens! Tick the correct box below.



Plastic Toy

Float 

Sink 



Steel Spoon

Float 

Sink 



Competency: Gross Motor Skills & Imitation

Ocean Moves!

Parents: Ask your child to act like these animals. Tick the box when they do it!



Walk sideways like a
Crab!



Make fish lips and swim!



Stretch wide like a
Starfish!



Blow out air like a
Whale!

 **Parent Assessment Rubric**

Ocean Adventure Reflection

Dear Parents, thank you for being the best guides for your little explorers!
Please fill out this short reflection based on their holiday activities.

Activity / Milestone	Needs Help (☀️)	Tried Hard! (☀️ ☀️)	Did it! (☀️ ☀️ ☀️)
Holding Crayons (Even loosely)			
Pointing to requested objects			
Enjoying messy/sensory play			
Copying animal movements			

My child's favourite activity was:

Parent's Notes / Happy Memory: