

ADARSH GYANODAYA VIDYALAYA

BARH (PATNA)

तमसो माँ ज्योतिर्गमय

SUMMER HOLIDAY HOMEWORK

Session: 2026-27

Name: _____

Class: _____

LKG

Section: _____



Competency: Vocabulary Building & Visual Recognition

Let's Read and Match!

Read the words and draw a line to match them with the correct picture.

pan



lip



pot



net



sun





Competency: Alphabet Sequencing & Letter Recognition

The Alphabet Train!

Write the missing capital letters in the train bogies.






Competency: Phonics & Beginning Sounds

Circle the Starting Sound!

Say the name of the picture aloud and circle the letter it starts with.



B A C



M S P



S F T



K M L






Competency: Visual Discrimination & Observation Skills


Circle the Odd One Out!

Look at each row and circle the shape that is different.

1.



2.



3.



4.





Competency: Counting & Numeracy

Count the Veggies!

Count the healthy vegetables and write the number in the box.




=



=



=



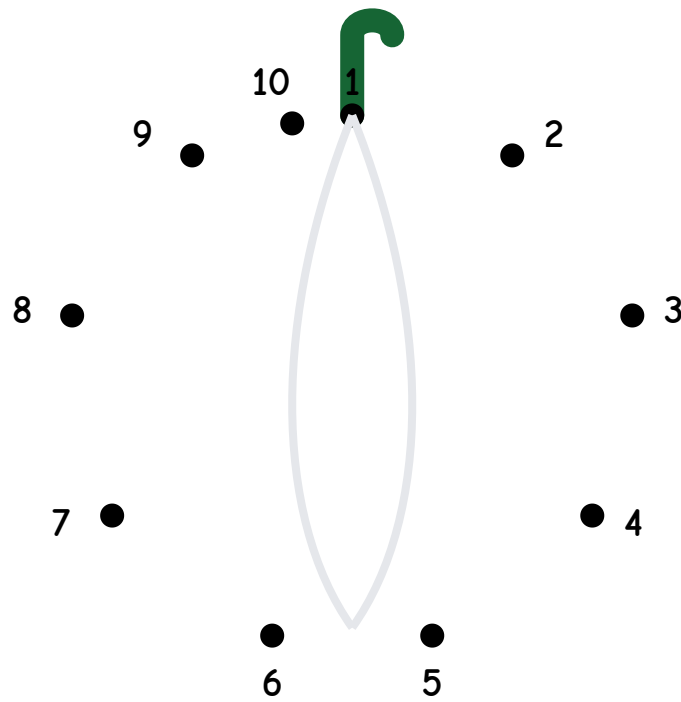
=



Competency: Number Sequencing (1-10)

Connect the Dots!

Join numbers 1 to 10 to reveal the hidden vegetable. Then colour it orange!



Teacher's Signature: _____



Date: _____



Competency: Pre-Math Concepts (Size Comparison)

Big & Small!

Circle the BIGGEST object in each row.



Teacher's Signature: _____


Date: _____



 Competency: Shape Recognition & Association

Match the Shapes!

Match the basic shape to the real-life object.



Teacher's Signature: _____

Date: _____



Competency: Recognizing & Extending Patterns

What Comes Next?

Look at the pattern in each row and draw the vegetable that comes next in the empty box.



?



?



?



योग्यता विकास: स्वर पहचान व ध्यान

चित्र पहचान कर सही स्वर पर गोला लगाएँ।

Look at the picture and circle the correct Hindi letter.



अ

आ



इ

ई



उ

ऊ



ओ

औ

Teacher's Signature: _____

Date: _____

योग्यता विकास: व्यंजन पहचान

अक्षर को सही चित्र से मिलाएँ।

Draw a line to match the Hindi consonant to its correct picture.

क



ग



च



ज

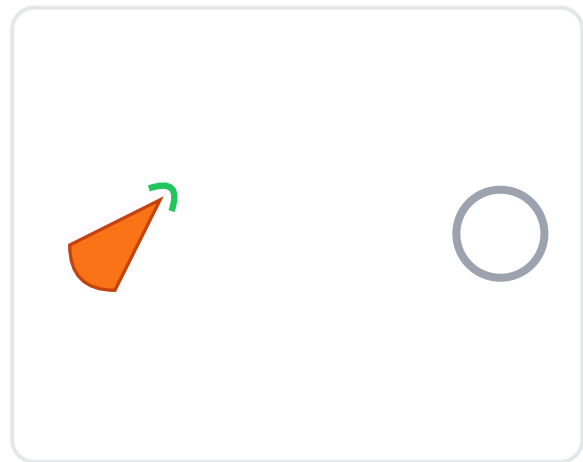

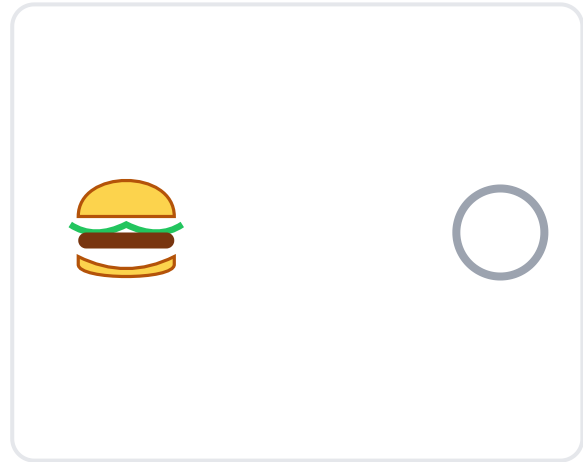
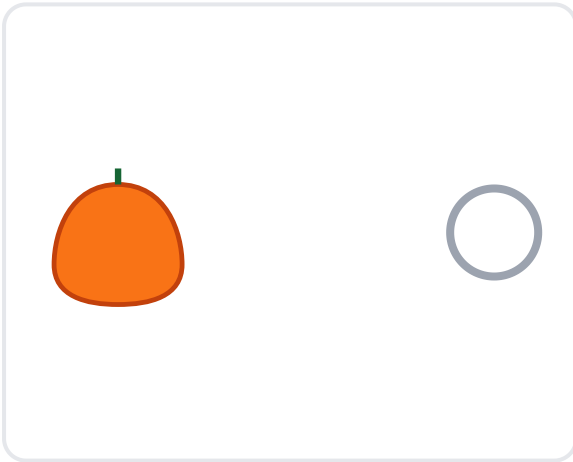
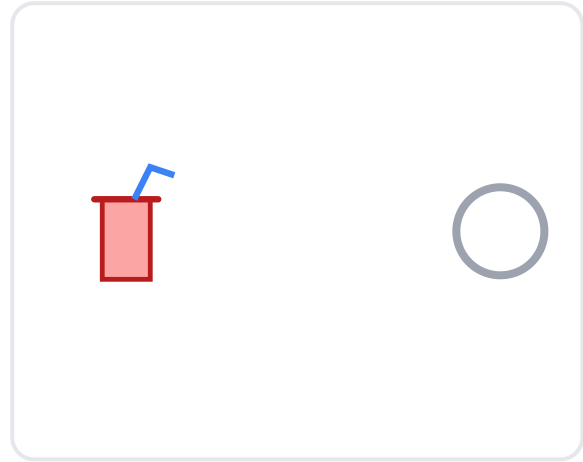
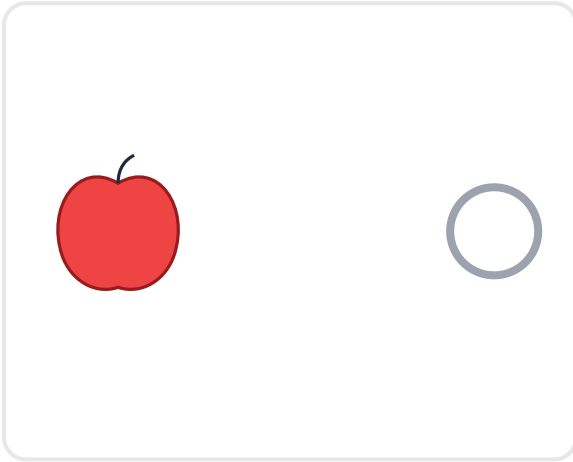




Competency: Healthy Habits & Sorting

Healthy or Unhealthy?

Colour the circle **GREEN** for healthy food and **RED** for unhealthy food.



Teacher's Signature: _____


Date: _____



Competency: Seasons Awareness & Fine Motor (Colouring)

Sunny Summer!

Colour the things we use in the Summer Season.








Competency: Visual Perception & Hand-Eye Coordination

Gourd Shadow Match!

Draw a line to match each healthy gourd with its correct shadow.






 **Competency: Fine Motor Coordination & Creativity**

Let's Decorate the Lauki!

Instruction for Parents & Kids:

Tear small pieces of green-coloured paper (or old newspaper painted green) and paste them inside the outline of the Bottle Gourd (Lauki).

Paste Green
Paper Here!






 Competency: Sensory Exploration & Art

Bumpy Bitter Gourd!

Instruction for Parents & Kids:

Bitter gourds (Karela) have a bumpy skin! Dip your thumb in green water-colour and press it inside the outline to make the bumpy skin.



Thumb Prints
Here! 




Competency: Following Instructions & Sensory Experience


My Summer Lemonade

Help your parents make fresh Lemonade! Tick the boxes for the ingredients you used and colour them.

 Lemon

 Water

 Sugar

 Stir!

Draw your glass of Lemonade here!





 Competency: Empathy towards Nature & Observation

Gourd Bird Feeder Project

Dear Parents,

As part of our "World of Gourds" theme, help your child make a simple bird feeder using a dried Ash Gourd (Petha) or any small round box. Scoop it out, make holes, tie a string, and fill it with seeds! Hang it outside and watch the birds come.

Paste a photo of your Bird Feeder here!



Did the birds come to eat? (Tick one)

YES 

NOT YET 

Teacher's Signature: _____

Date: _____

 **Parent Assessment Rubric**

Holiday Homework Reflection

Dear Parents, please observe your child during the holidays and rate their engagement in the activities.

| Activity / Skill Area | Needs Help (☀) | Doing Good (☀☀) | Independent (☀ ☀☀) |
|------------------------------|-------------------|--------------------|-----------------------|
| Holding Crayons & Pencil | | | |
| Identifying Shapes & Colours | | | |
| Counting Objects (1-10) | | | |
| Following Instructions | | | |

Parent's Comments (if any):

Date: _____

Parent's Signature: _____